


Ford

REAR

ADJUSTABLE BLADE

SERIES 710

PARTS BOOK



SEPTEMBER, 1960

TRACTOR AND IMPLEMENT DIVISION

Ford Motor Company

2500 East Maple Road • Birmingham, Michigan

MODEL INDEX

<u>Model No.</u>	<u>Description</u>	<u>Group No.</u>
19-205	Frame, Rear Blade	1-1
19-205	Blade, 6Ft Cutting	1-2
19-189	Gauge Wheel Attaching	1-3
190033	Skid Shoe and Bracket Assembly	1-2
194775	Point, Ditching	1-2
194776	Side Plates	1-2

GROUP INDEX

<u>Group No.</u>	<u>Description</u>	<u>Page No.</u>
1-1	Frame Assembly	3
1-2	Blades and Accessories	4,5
1-3	Gauge Wheel Attachment	6,7

Blade

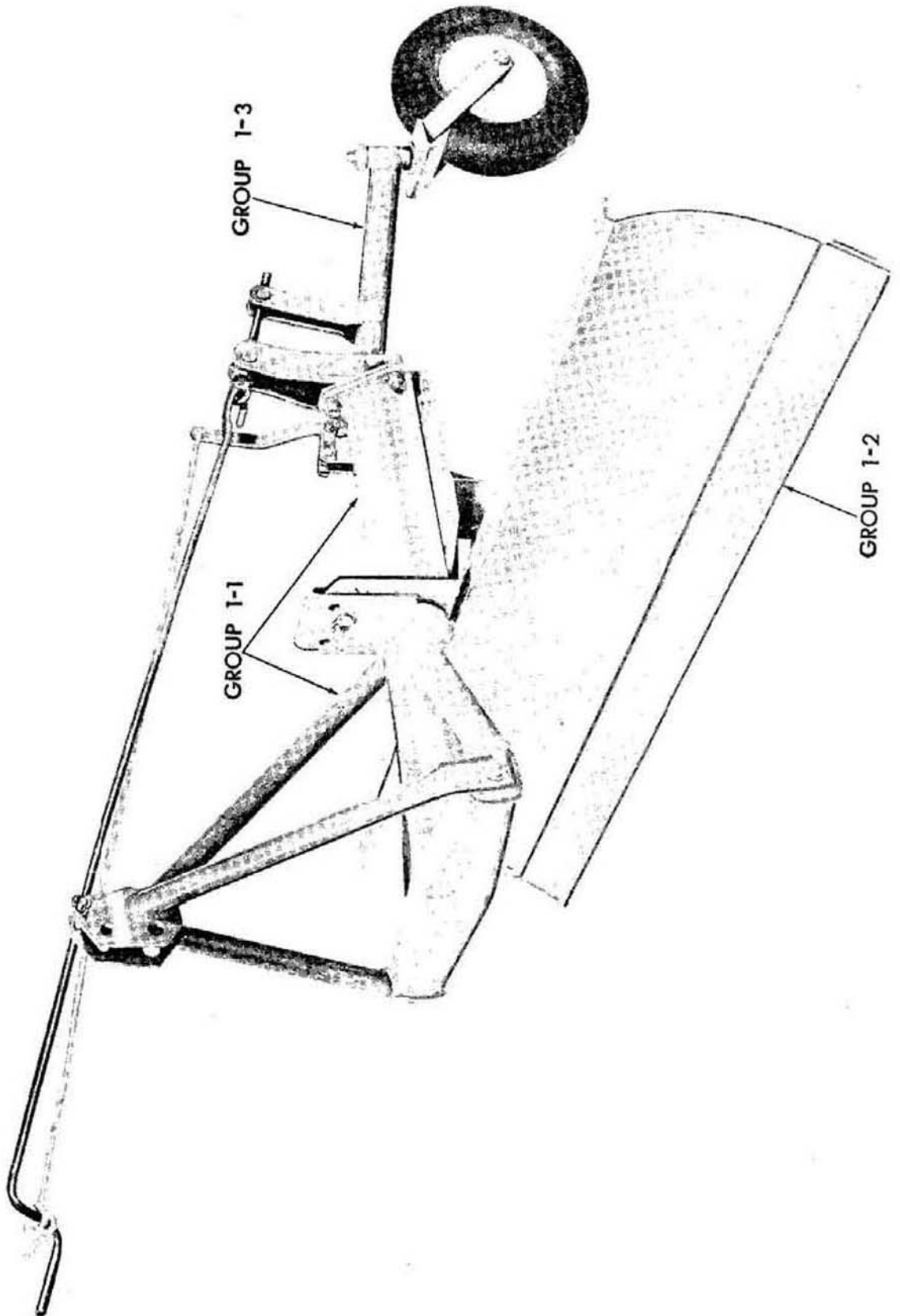


Figure A - Model 19-205 6Ft Rear Adjustable Blade

Blade

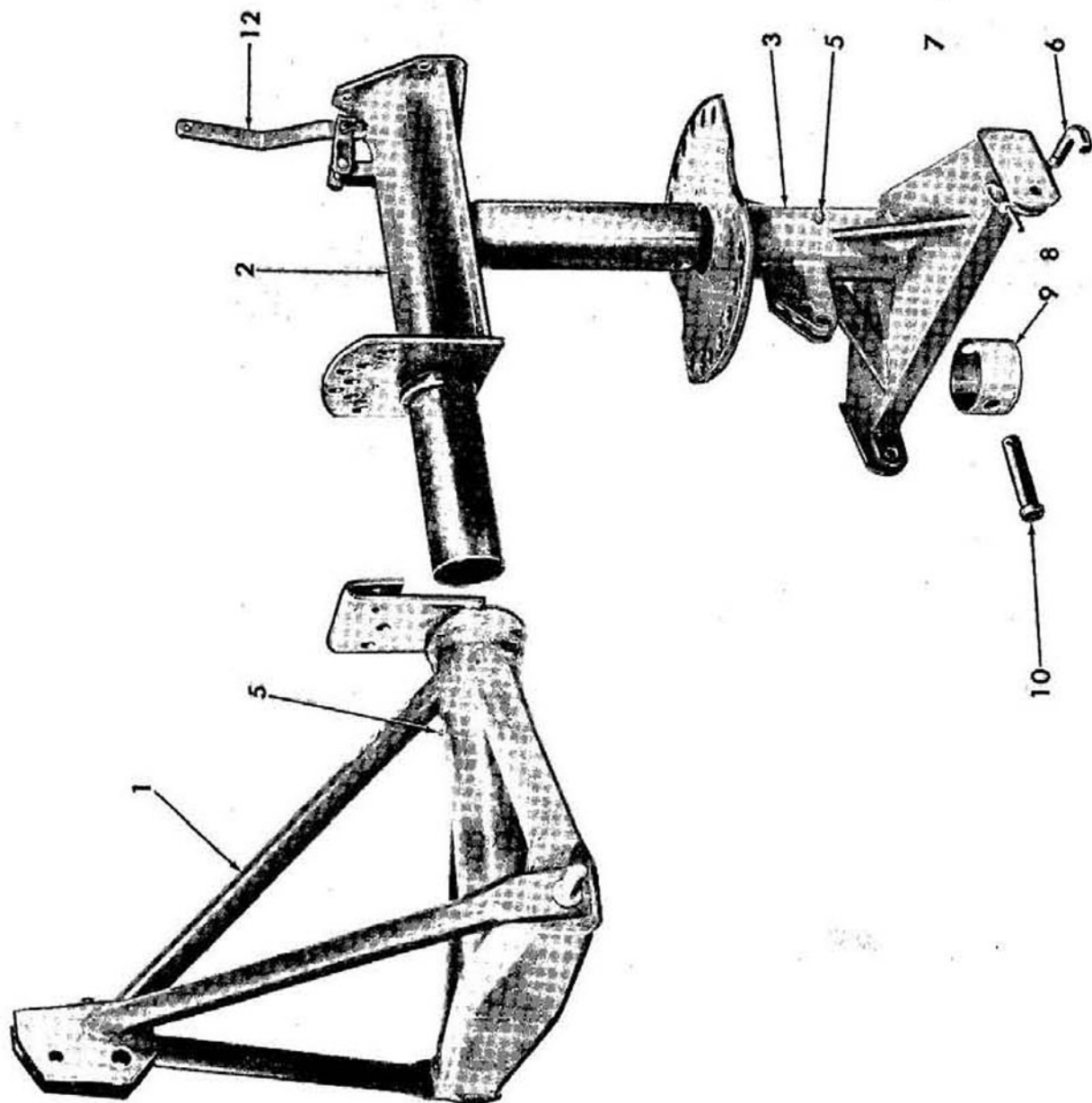


Figure 1 - 19-205 Frame Assembly

Blade

FIG.	PART NO.	NAME AND DESCRIPTION	QTY. REQ.
1		<u>GROUP 1-1 19-205 FRAME ASSEMBLY</u>	19-205
1	196265	FRAME, Rear Blade (Welded Assembly)	1
2	196267	TUBE, Turntable (Welded Assembly)	1
3	196266	SLEEVE, Turntable (Welded Assembly)	1
-	104434	PIN, Link (Use W/FMD Tractors)	2
4	109741	PIN, Link	} Pin to Frame
-	34814-S7	LOCKWASHER, 7/8	
-	34677-S8	NUT, 7/8 - 1 1/4 Hex)	
5	87907-S8	FITTING, Lube, 1/4 - 28 x 1/2 Str Frame & Sleeve . .	2
6	194815	PIN	4
7	2N-574	PIN, Linch	4
8	2N-575	RING, Linch Pin	4
9	193624	COLLAR ASSEMBLY, Thrust	1
10	194184	PIN, 1.018/.991 x 5.12 Clevis	} Sleeve Retaining
11	72075-S8	PIN, 1/4 x 1-1/4 Cotter	
12	195241	LIFTER, Pin	1
13	195239	PIN, Lifter	1
14	195237	SPRING, Lifter	1
15	164127	LINK ASSEMBLY, 1" Pitch #80 Chain	1
16	74049-S	PIN, 3/8 x 2-1/8 x 2-1/4 Clevis	1
--	44726-S8	WASHER, 3/8 Flat	1
--	72016-S8	COTTER PIN, 3/32 x 3/4	1
--	305236	DECAL, Ford	1

Blade

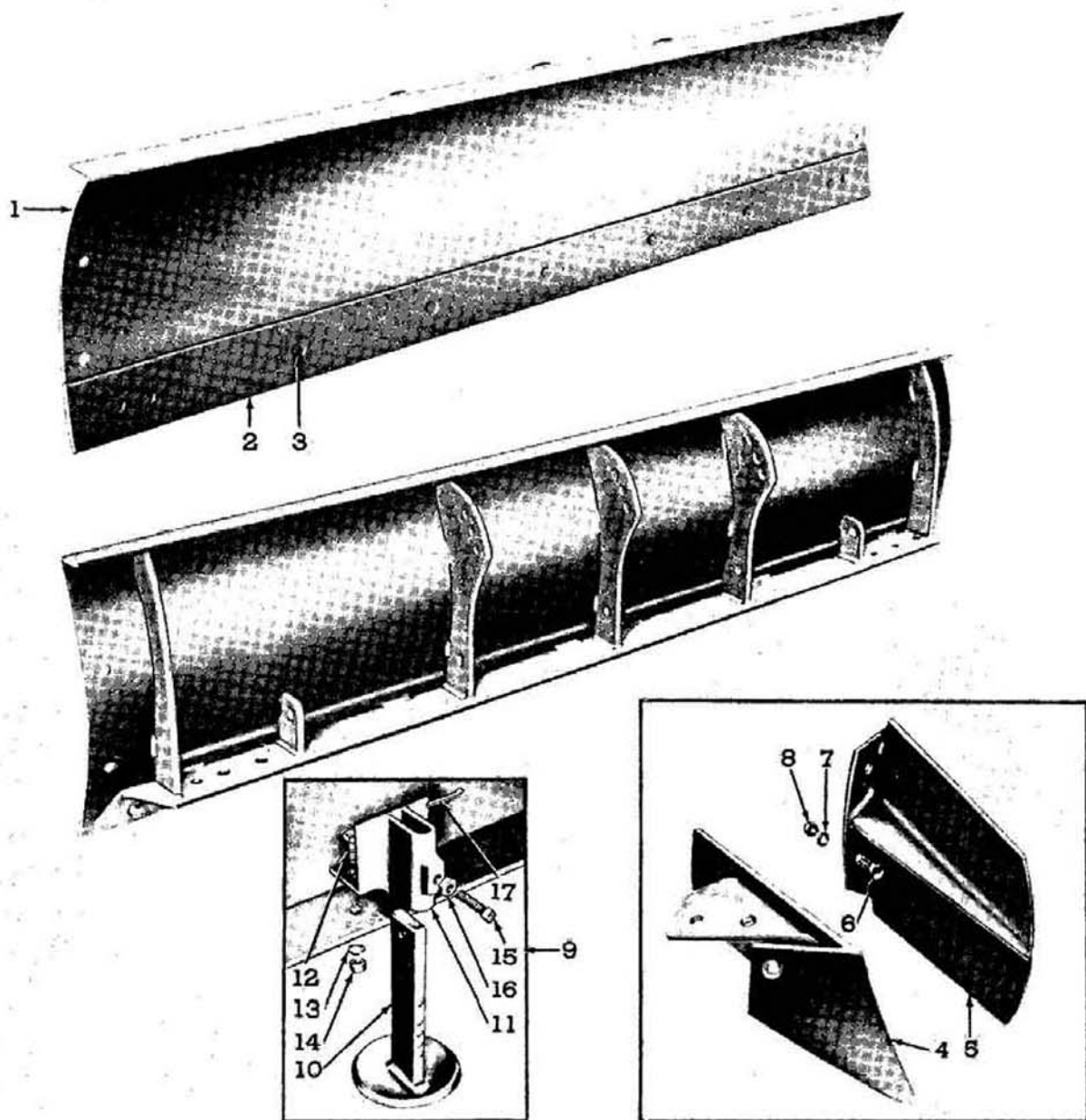


Figure 2 - Blade Assembly

FIG.	PART NO.	NAME AND DESCRIPTION	QTY. REQ.
2		<u>GROUP 1-2 19-205 BLADE, 6FT ADJUSTABLE REAR</u>	19-205
1	194810	BLADE ASSEMBLY	1
2	194827	LIP, 6FT Cutting	1
3	300308-S8	BOLT, 1/2 - 13 x 1-1/2 Flow)	9
-	34809-S7	LOCKWASHER, 1/2)	9
-	33845-S8	NUT, 1/2 - 13 Hex)	9
		Used to Attach Cutting Lip to Plate	

Blade

FIG.	PART NO.	NAME AND DESCRIPTION	QTY. REQ.
2		<u>GROUP 1-2 19-205 BLADE, 6FT ADJUSTABLE REAR (Cont'd)</u>	19-205
		<u>Extra Equipment</u>	
4	194775	POINT, Ditching (Welded Assembly) Formerly Model 19-73	AR
-	20510-S8	BOLT, 1/2 - 13 x 1-3/4 Hex Hd	1
-	303686-S8	BOLT, 1/2 - 13 x 1-3/4 (Flow)	1
-	44736-S	WASHER, 1/2 Flat	1
-	34809-S7	LOCKWASHER, 1/2	2
-	33845-S8	NUT, 1/2 - 13 Hex	2
) Point to Blade	
-	45754-S8	BOLT, 5/8 - 11 x 1-3/4 Hex Hd)	
-	44744-S8	WASHER, 5/8 Flat	
-	34811-S7	LOCKWASHER, 5/8	
-	371853-S8	NUT, 5/8 - 11 Hex	1
) Point to Blade	
5	194776	SIDE PLATES, (Set of 2) Formerly Model 19-74	AR
6	20432-S8	BOLT, 1/2 - 13 x 1-1/4 Hex Hd)	
7	34809-S7	LOCKWASHER, 1/2	
8	33845-S8	NUT, 1/2 - 13 Hex	4
) Side Plates to Blade	
9	190033	SKID SHOE & BRACKET ASSEMBLY	AR
10	190034	SHOE, Skid	AR
11	190062	BRACKET, Mounting	2
12	20473-S8	BOLT, 1/2 - 20 x 1-1/2 Hex Hd)	
13	34809-S7	LOCKWASHER, 1/2	
14	33846-S8	NUT, 1/2 - 20 Hex	
) Bracket to Blade	
15	91476-S8	SET SCREW, 1/2 - 13 x 1-1/2 Sq Hd)	
16	33942-S8	NUT, 1/2 - 13 Hex	
17	72039-S8	COTTER PIN, 1/4 x 1 Shoe to Bracket	2
) Bracket to Shoe	

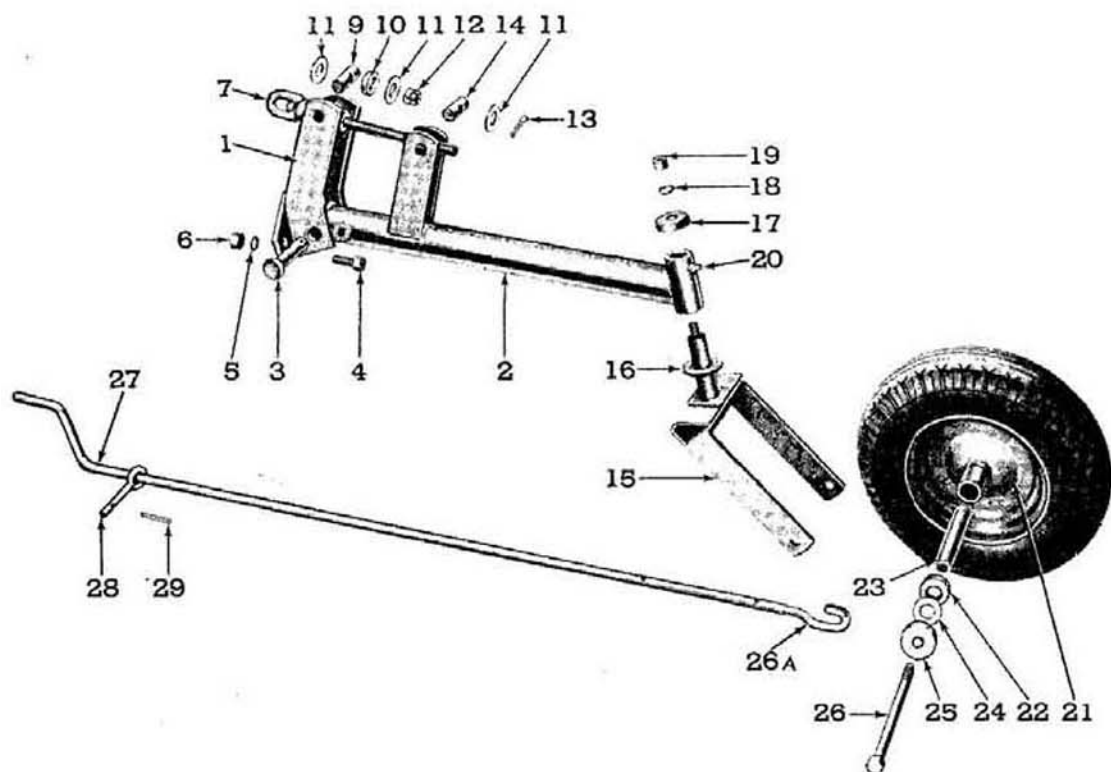


Figure 3 - Gauge Wheel Attachment

FIG.	PART NO.	NAME AND DESCRIPTION	QTY. REQ.
3		<u>GROUP 1-3 GAUGE WHEEL ATTACHMENT, MODEL 19-189</u>	19-189
1	195232	BRACKET, Gauge Wheel (Welded Assembly)	1
2	194596	ARM, Gauge Wheel (Welded Assembly)	1
3	106486	PIN, 7/8 x 1/4 - Rivet, Button Hd Drld) COTTER PIN, 1/4 x 1-1/2) Bracket to Arm	1
-	72075-S8		
4	45740-S8	BOLT, 5/8 - 11 x 1-1/2 Hex Hd) LOCKWASHER, 5/8) Bracket to Tube NUT, 5/8 - 11 Hex)	3
5	34811-S7		
6	33849-S8		

Blade

FIG.	PART NO.	NAME AND DESCRIPTION	QTY. REQ.
3		GROUP 1-3 GAUGE WHEEL ATTACHMENT, MODEL 19-189(Cont'd)	19-189
7	194590	SCREW, Gauge Wheel (Welded Assembly)	1
-	194588	SPACER, Gauge Screw	1
9	194581	PIN, Gauge Screw Pivot	1
10	194671	BEARING, Gauge Screw	1
11	44746-S8	WASHER, 3/4 Flat	3
12	45301-S	NUT, 3/4 - 10 Hex, Slotted	1
13	72053-S8	COTTER PIN, 1/8 x 1-1/4	2
14	194587	PIN, Arm Adjusting	1
15	220976	FORK, Gauge Wheel (Welded Assembly)	1
16	354772-S	WASHER, 1-1/4 Flat	1
17	220717	CAP, Dust	1
18	34811-S7	LOCKWASHER, 5/8)	
19	33849-S8	NUT, 5/8 - 11 Hex) Fork to Arm	1
20	87901-S8	FITTING, Lube, 1/8 - 27 x 3/4 Str Arm	1
21	107846	WHEEL ASSEMBLY, Gauge	1
		Consists of Wheel plus:	
22	107849	BEARING, Wheel	2
23	144949	SPACER, .687 x 1 x 6-1/16 Tube	1
24	147075	WASHER, Hub	2
25	147077	CAP, Hub	2
26	302924-S8	BOLT, 5/8 - 11 x 8 Hex Hd)	
--	34811-S7	LOCKWASHER, 5/8) Wheel to Fork	1
--	33849-S8	NUT, 5/8 - 11 Hex)	
--	87932-S8	FITTING, Lube, 3/16 x 9/16 Drive - Hub	1
26A	196595	HOOK, Crank	1
27	196596	CRANK, Gauge Screw	1
--	73902-S8	PIN, 3/16 x 1 Clevis)	
--	72003-S8	COTTER PIN, 1/16 x 3/8) Crank to Hook	2
28	196594	PIN, Eye	1
29	72035-S8	COTTER PIN, 1/8 x 1 - Pin	1

NUMERICAL INDEX

2N-574	Pin	3	194815	Pin	3
104434	Pin	3	194827	Lip	4
106486	Pin	6	195232	Bracket	6
107846	Wheel Assembly	7	195237	Spring	3
107849	Bearing	7	195239	Pin	3
109741	Pin	3	195241	Lifter	3
144949	Spacer	7	196265	Frame	3
147075	Washer	7	196266	Sleeve	3
147077	Cap	7	196267	Tube	3
164127	Link	3	196594	Pin	7
190033	Skid Shoe	5	196595	Hook	7
190034	Shoe	5	196596	Crank	7
190062	Bracket	5	220717	Cap	7
193624	Collar Assembly	3	220976	Fork	7
194184	Pin	3	300308	Bolt	4
194581	Pin	7	302924-S8	Bolt	7
194587	Pin	7	303686-S8	Bolt	5
194588	Spacer	7	305236	Decal	3
194590	Screw	7	354772-S	Washer	7
194596	Arm	6	371853-S8	Nut	5
194671	Bearing	7			
194775	Point	5			
194776	Side Plates	5			
194810	Blade	4			